

**AGENDA
BENBROOK CITY COUNCIL
THURSDAY, NOVEMBER 16, 2006
911 WINSCOTT ROAD, BENBROOK, TEXAS
PRE-COUNCIL WORKSESSION 7:00 P.M.
CENTRAL CONFERENCE ROOM**



1. Review and discuss agenda items for regular meeting.
2. Receive other information from staff and Boards & Commissions.

**REGULAR MEETING 7:30 P.M.
COUNCIL CHAMBERS
ALL AGENDA ITEMS ARE SUBJECT TO FINAL ACTION**

I. CALL TO ORDER

**II. INVOCATION – Dr. Larry Sanders with Trinity Hills Baptist Church
PLEDGE OF ALLEGIANCE**

III. CONSENT AGENDA (Items listed under the Consent Agenda are considered routine and are enacted in one motion. The exception to this rule is that a Councilmember, citizen, or City Manager may request one or more items be removed from the Consent Agenda for separate discussion and action.)

1. Minutes of the regular meeting held November 2, 2006
2. Adopt Ordinance vacating and abandoning part of Mercedes Street as a public street, and adopt an Ordinance vacating and abandoning a variable width drainage easement (in the H. Covington Survey, Abstract No. 257)

IV. PRESENTATION BY PLANNING AND ZONING COMMISSION

V. REPORTS OF CITY MANAGER

A. GENERAL

G-1665 Annexation Proceedings to Enlarge and Extend the Boundary Limits of the City of Benbrook, Texas:

Tract 1: A tract of land which is a variable width right-of-way of Chapin Road extending approximately 4, 135 feet in a westerly direction from the southerly extension of the west line of Lot 1, Block 1, Western Hills High School Addition, as recorded in Cabinet A, Slide 6960, Plat Records, Tarrant County, Texas

Tract 2: A tract of land which is a variable width right-of-way of Chapin Road extending approximately 2,000 feet in an easterly direction from the east right-of-way line of Interstate Loop 820 (Second public hearing) (First public hearing held November 2, 2006)

G-1666 Conduct Second Public Hearing and Adoption of Minor Curfew Ordinance (First public hearing held November 2, 2006)

G-1667 Quarterly Financial Report for Period Ending September 30, 2006

G-1668 Financial Report for Month Ending October 31, 2006

G-1669 Quarterly Hotel/Motel Tax Report

B. CONTRACTS

C-224 Approve contract with Palmer Price, Inc. for Stormwater Utility consultant services

C. PURCHASE

P-252 Purchase Police Vehicles

VI. OTHER MATTERS OF BUSINESS

VII. INFORMAL CITIZEN COMMENTS

VIII. EXECUTIVE SESSION - Pursuant to Texas Government Code

Section 551.071 Consultation with City Attorney

- 1. Discuss Provisions of Open Meeting Act and City Attorney's Role in Open Records Request**

IX. RECONVENE FROM EXECUTIVE SESSION

Take necessary action from Executive Session

X. ADJOURNMENT



**MINUTES
OF THE
MEETING OF THE
BENBROOK CITY COUNCIL
THURSDAY, NOVEMBER 2, 2006**

The regular meeting of the Benbrook City Council was held on Thursday, November 2, 2006 at 7:30 p. m. in the Council Chambers at 911 Winscott Road with the following Council members present:

Jerry Dittrich
James Schull
Keith Bailey
Rickie Allison
John Vander
Larry Stowe
Ron Sauma

Also Present:

Cary Conklin, City Manager
Joanna King, City Secretary
Dave Gattis, Assistant City Manager
Andy Wayman, Assistant City Manager
Wade Adkins, City Attorney

Others Present:

Dorcas Neuman, Benbrook News
Valerie Stowe
Felix Hebert
Bill Smith
Daniel Tully
Peter Kau
Pat Dunkin
Joan Chew
Glen Martin
Ron Slate
Tammy Kendall
Jim Wilson
Scott Roberson
Students from Western Hills High School
and 5 other citizens

I. CALL TO ORDER

Meeting called to order at 7:30 p. m. by Mayor Dittrich.

**II. INVOCATION
PLEDGE OF ALLEGIANCE**

Invocation given by Pastor Todd Pylant with First Baptist Church
The Pledge of Allegiance was recited.

III. MINUTES

CONSENT AGENDA

- 1. Minutes of the regular meeting held October 19, 2006**
- 2. Confirm Appointment to Civil Service Commission**
- 3. Interlocal Agreement with City of Fort Worth for Rabies Control**

Motion by Mr. Allison, seconded by Mr. Sauma to approve the consent agenda as presented.

Vote on the Motion:

Ayes: Mr. Schull, Mr. Bailey, Mr. Allison, Mayor Dittrich, Mr. Vander Pan, Mr. Stowe, Mr. Sauma

Noes: None

Motion carries unanimously.

IV. CITIZEN PRESENTATION

1. Tammy Kendall - Plantation West Drainage Easement

Ms. Tammy Kendall made presentation to City Council regarding the drainage easement required at 4100 Mary's Creek Drive. Ms. Kendall request compensation in the amount of \$25,000 as a fair and equitable price for her loss of property. Following presentation, Mr. Gattis informed City Council that could make a counter offer to Ms. Kendall, postpone the item for executive session, or take no action.

Motion by Mr. Stowe, seconded by Mr. Schull to consider this item in Executive Session.

Vote on the Motion:

Ayes: Mr. Bailey, Mr. Allison, Mayor Dittrich, Mr. Vander Pan, Mr. Stowe, Mr. Sauma, Mr. Schull

Noes: None

Motion carries unanimously.

V. PRESENTATION BY MAYOR AND MEMBER OF CITY COUNCIL

1. Appointment of City Manager

Motion by Mr. Allison, seconded by Mr. Schull to appoint Andy Wayman as City Manager effective January 1, 2007.

Vote on the Motion:

Ayes: Mr. Allison, Mayor Dittrich, Mr. Vander Pan, Mr. Sauma, Mr. Schull, Mr. Bailey

Noes: Mr. Stowe

Motion carries 6-1.

Emergency Item

2. Appointment of Associate Municipal Court Judge

Mr. Conklin advised City Council that the Municipal Court Judge would be unable to attend the November 4, 2006 Municipal Court Session due to illness. He stated the court presently does not have an Associate Judge. Mr. Conklin recommended the appointment of Mr. D. Lee Gwinn as the Associate Municipal Court Judge.

Motion by Mr. Schull, seconded by Mr. Stowe to appoint Mr. D. Lee Gwinn as the Associate Judge for Benbrook Municipal Court.

Vote on the motion:

Ayes: Mayor Dittrich, Mr. Vander Pan, Mr. Stowe, Mr. Sauma, Mr. Schull, Mr. Bailey, Mr. Allison

Noes: None

Motion carries unanimously.

VI. PRESENTATION BY PLANNING AND ZONING COMMISSION

VII. REPORTS OF CITY MANAGER

A. GENERAL

G-1663 Adopt Ordinance Amending Chapter 8.48 Regulations of Smoking of the Benbrook Municipal Code by Adding Section 8.48.025 - Exemptions

Motion by Mr. Allison, seconded by Mr. Vander Pan to remove item G-1663 from the table.

Vote on the Motion:

Ayes: Mr. Schull, Mr. Bailey, Mr. Allison, Mayor Dittrich, Mr. Vander Pan, Mr. Stowe, Mr. Sauma

Noes: None

Motion carries unanimously.

Mr. Wayman gave the following report: On August 17, 2006, City Council amended Section 8.48 of the Benbrook Municipal Code, banning smoking in all public buildings. On September 28, 2006, City Council instructed staff to draft an amendment providing conditional exceptions to the smoking ordinance.

The proposed exceptions were reviewed and amended by the City Attorney. The exceptions apply to the existing bingo hall and veterans organizations. Conditions for exceptions include:

- Must provide an enclosed non-smoking area
- Must provide a separate ventilation system
- Must provide separate entrance/exit
- Must provide proper signs
- No one under 18 is allowed in smoking area
- Bingo paraphernalia must be sold in non-smoking area
- 120 days to comply
- Exceptions for current facilities only
- Exceptions no longer apply if facility is sold or ceases to operate for 24 consecutive months

The City Attorney continues to express concern that the exemptions would weaken the ordinance and make it subject to legal challenge.

Following discussion, motion by Mr. Vander Pan, seconded by Mr. Stowe to adopt the ordinance amending Chapter 8.48 as presented and allow 120 days for compliance.

Vote on the Motion:

Ayes: Mr. Vander Pan, Mr. Stowe, Mr. Sauma

Noes: Mr. Schull, Mr. Bailey, Mr. Allison, Mayor Dittrich

Motion fails 3-4.

G-1664 Ordinance Amending Chapter 1.12 of the Benbrook Municipal Code to Revise the Fee for Park Land Dedication

Mr. Gattis gave the following report: Parkland dedication requirements were established in 1998. The Subdivision Ordinance requires that developers of

residential property dedicate one acre of park land for every 100 residential lots or units that they create. In cases where a development does not dedicate parkland of sufficient size, or where the City does not want to accept the land being dedicated, there is an option for the developer to pay a fee-in-lieu of the land dedication.

The current fee is \$400 per lot or unit, based on the cost of a developed piece of land costing \$40,000 per acre. This fee has not been raised since 1998. Staff performed a "random" sample of residential land prices throughout Benbrook and found them to range from a low of \$10,000 per acre to a high of \$202,652 per acre. The average of all properties in the same was \$68,046. Throwing out the high figure resulted in an average of \$56,828.

In either event, it appears that our current park land dedication fee is too low. The staff recommends that it be set at \$600 per lot or dwelling unit, based on an average residential land value of \$60,000 per acre.

Motion by Mr. Stowe, seconded by Mr. Sauma to adopt Ordinance No. 1221 amending Parkland dedication fee at \$600 per unit.

Vote on the Motion:

Ayes: Mr. Stowe, Mr. Sauma, Mr. Schull, Mr. Bailey, Mr. Allison, Mayor Dittrich, Mr. Vander Pan

Noes: None

Motion carries unanimously.

Ordinance No. 1221 being "AN ORDINANCE AMENDING CHAPTER 1.12 OF THE BENBROOK MUNICIPAL CODE (1985), AS AMENDED, BY REVISING THE FEE SCHEDULE FOR THE CITY OF BENBROOK, BY REVISING PARKLAND DEDICATION FEES; PROVIDING THAT THIS ORDINANCE SHALL BE CUMULATIVE OF ALL ORDINANCES; PROVIDING A SEVERABILITY CLAUSE; PROVIDING FOR A PENALTY FOR VIOLATIONS HEREOF; PROVIDING A SAVINGS CLAUSE; PROVIDING FOR ENGROSSMENT AND ENROLLMENT; PROVIDING FOR PUBLIC IN THE OFFICIAL NEWSPAPER; AND PROVIDING AN EFFECTIVE DATE."

SECTION 4

Any person, firm or corporation who violates, disobeys, omits, neglects or refuses to comply with or who resists the enforcement of any of the provisions of this Ordinance shall be find not more than Two Thousand Dollars (\$2,000.00) for all violations involving zoning, fire safety or public health and sanitation, including dumping of refuse, and shall be fined not more than Five Hundred Dollars (\$500.00) for all other violations of this Ordinance. Each day that a violation is permitted to exist shall constitute a separate offense.

SECTION 8

This Ordinance shall be in full force and effect from and after its passage and publication as provided by law, and it is so ordained.

G-1665 Annexation Proceedings to Enlarge and Extend the Boundary Limits of the City of Benbrook, Texas:

Tract 1: A tract of land which is a variable width right-of-way of Chapin Road extending approximately 4,135 feet in a westerly direction from the southerly extension of the west line of Lot 1, Block 1, Western Hills High School Addition, as recorded in Cabinet A, Slide 6960, Plat Records, Tarrant County, Texas

Tract 2: A tract of land which is a variable width right-of-way of Chapin Road extending approximately 2,000 feet in an easterly direction from the east right-of-way line of Interstate Loop 820 (First Public Hearing)

Mr. Gattis gave the following report: Part of the negotiations with the City of Fort Worth, the boundary between Fort Worth and Benbrook along Chapin Road requires revision. The City Council authorized the staff to proceed on the annexation of two segments of right-of-way along Chapin Road at the August 3rd City Council meeting. Fort Worth also has agreed to participate next year in an asphalt overlay of Chapin Road.

In 1968, Benbrook and Fort Worth adopted a Joint Resolution that established the future common boundary line between the two. Each City was then entitled to annex up to that line. The line along Chapin Road was established as the north right-of-way between the Loop 820 Frontage Road and Western Hills High School and along the south right-of-way line east of Williams Road.

The City of Benbrook never annexed the north half of Chapin Road between Van Deman Drive and Carman Drive, and never annexed the entire right-of-way between Burkett Drive and Western Hills High School, even though we have been maintaining this roadway for many years. We also have never annexed the full width of right-of-way between Van Deman Drive and the Loop 820 frontage road. The two tracts are entirely street right-of-way and no private property is involved.

State law has specific procedures for annexation. State law requires two public hearings prior to adoption. The second hearing will be held November 6 and final action will be December 7, 2006. State law also requires that we prepare an Annexation Service Plan describing how we will provide city services to the newly annexed tract within specific time frames. Police, fire, EMS, animal control, health codes and street maintenance will begin on the effective date of the Ordinance. No other services or capital projects are required.

Mayor Dittrich opened the public hearing at 8:24 p.m. No one spoke for or against this item. Public hearing remains open until November 16, 2006.

G-1666 First Public Hearing to Receive Citizen Input on Continuation of Teen Curfew

Deputy Police Chief Mills gave the following report: In July 1994, the City of Benbrook first enacted a curfew ordinance to restrict the hours an individual under the age of seventeen can be in a public place. State law requires a review of municipal curfew ordinances every three years to determine if the ordinance should be abolished, continued, or modified. State law further requires a review of the ordinance's effect on the community and on problems the ordinance is intended to remedy. The Local Government Code stipulates that the City Council conduct public hearings on the need to continue the ordinance. Since 1994, the Benbrook City Council has reauthorized the curfew ordinance.

The restricted hours are from 11:00 p.m. on any Sunday, Monday, Tuesday, Wednesday, or Thursday until 6:00 a.m. of the following day and 12:01 a.m. until 6:00 a.m. on any Saturday or Sunday.

Consideration of the curfew ordinance is two phased and includes (1) the November 2, 2006 public hearing and (2) an additional public hearing followed by City Council consideration. City Council last review the ordinance in December 2003.

The Benbrook Police Department believes that the curfew ordinance has assisted the department in late night crime prevention.

Benbrook police officers have issued the following citations for curfew violations in the past three years:

2004	59
2005	45
2006	50

During the same period, minors have been arrested for committing the following number of crimes during the hours of curfew.

2004	17
2005	18
2006	21

The Cities of Bedford, Burleson, Crowley, Euless, Everman, Forest Hill, Fort Worth, Hurst, North Richland Hills, Saginaw, Watauga and White Settlement have enacted curfew ordinances. Arlington, Grapeview, Keller, Kennedale, Mansfield, and Southlake have not enacted a curfew ordinance.

Mayor Dittrich opened the public hearing at 8:30 p.m. No one spoke for or against the item. Mayor Dittrich closed the public hearing at 8:31 p.m.

VIII. OTHER MATTERS OF BUSINESS

1. Resolution - Tarrant Regional Transportation Coalition - Exemption of Sales Tax Cap

Mr. Gattis gave the following report: The resolution City Council received in the packet should actually be a resolution to support a local option sales tax to fund regional rail in North Central Texas. Two years ago the Regional Transportation Council developed a proposal for regional rail to serve the counties of Dallas, Fort Worth, Collin and Denton.

The usual way to pay for this project is through sales tax. The problem is that most cities are at their maximum sales tax allowed. State law only allows cities to collect two-cents in local sales tax. One cent is for the general fund and the other one-cent for other uses. Cities that have joined Dart pay one-cent to Dart. The cities that have joined the T pay 1/2 cent. However, those cities are prohibited from having an Economic Development Corporation.

The request is for the Regional Transportation Coalition to go before the legislature to obtain an additional 1/2 cent sales tax capability as a local option. This request was made two years ago and although the Legislature did not act, a Legislative Committee was formed to study the issue. In the mean time, Dart and the T conducted an opinion poll regarding regional rail service. Approximately 70% were in favor of regional rail and the sales tax funding.

Motion by Mr. Vander Pan, seconded by Mr. Schull to adopt Resolution 2006-13 supporting a local option sales tax to fund regional rail in North Central Texas.

Vote on the Motion:

Ayes: Mr. Sauma, Mr. Schull, Mr. Bailey, Mr. Allison, Mayor Dittrich, Mr. Vander Pan, Mr. Stowe

Noes: None

Motion carries unanimously.

Resolution No. 2006-13 being **"A RESOLUTION SUPPORTING A LOCAL OPTION SALES TAX TO FUND REGIONAL RAIL IN NORTH CENTRAL TEXAS."**

IX. INFORMAL CITIZEN COMMENTS

Mr. Jim Wilson expressed appreciation to City Council for the Bike Trail designation along Winscott Road.

Mr. Scott Roberson questioned how other cities could exempt Bingo Halls from a smoking ordinance and Benbrook could not. Mr. Roberson was advised that he could speak to members of the City Council following the regular meeting.

V. EXECUTIVE SESSION – Pursuant to Texas Government Code

Section 551.072 – Deliberation Regarding Real Property

1. Consider Counter Offer for Drainage Easement at 4100 Mary's Creek Drive

Mayor Dittrich recessed the regular meeting at 8:44 p.m. to conduct Executive Session to consider a counter offer for a drainage easement at 4100 Mary's Creek Drive.

RECONVENE FROM EXECUTIVE SESSION

Necessary Action from Executive Session

Mayor Dittrich reconvened the regular session at 9:03 p.m.

Motion by Mr. Stowe, seconded by Mr. Vander Pan to offer Ms. Kendall \$20,000 for the drainage easement at 4100 Mary's Creek Drive.

Vote on the Motion:

Ayes: Mr. Bailey, Mayor Dittrich, Mr. Vander Pan, Mr. Stowe

Noes: Mr. Sauma

Motion carries 4-1.

X. ADJOURNMENT

Meeting adjourned at 9:03 p.m.

APPROVED:

Jerry B. Dittrich, Mayor

ATTEST:

Joanna King, City Secretary



City of Benbrook

CITY COUNCIL COMMUNICATION

DATE: 11/16/06	REFERENCE NUMBER: CA-2	SUBJECT: Adopt Ordinance vacating and abandoning part of Mercedes Street as a public street, and adopt an Ordinance vacating and abandoning a variable width drainage easement (in the H. Covington Survey, Abstract No. 257)	PAGE: 1 of 1
-------------------	---------------------------	--	-----------------

In June 1997, with the development of Lot 2, Block 1, Commerce West Addition (CVS Pharmacy) Mercedes Street pavement was constructed west from Benbrook Boulevard/U.S. Highway 377 approximately 187 feet to the west line of the drug store lot. To accommodate the enclosed storm drain system serving Commerce West Addition the subdivision plat extended the right-of-way for Mercedes Street west. This extension covers an additional 700 feet and includes an off-site drainage easement that is 374 feet beyond the limit of the street right-of-way. With the exception of the storm drain, the site did not involve any other infrastructure in the right-of-way or drainage easement west of the drug store lot. The Commerce West Addition preliminary plat approved in January, 1997 established the alignments of the Mercedes Street right-of-way and the drainage easement.

The preliminary plat of Benbrook Towne Crossing, approved in August of 2004, indicated a realignment of the unimproved portion of Mercedes Street and the relocation of a portion of the enclosed storm drain. The preliminary plat of Benbrook Towne Crossing proposed the vacation of a portion of Mercedes Street right-of-way and the drainage easement with proposed revised alignment of Mercedes Street. The infrastructure construction in the Benbrook Towne Crossing development area began last spring. Although all infrastructure is not complete in the overall development, the relocated storm drain is complete in the Mercedes Street extension. Therefore, the right-of-way and drainage easement configurations established in 1997 serve no purpose, are no longer needed, and can be vacated in favor of the Benbrook Economic Development Corporation, the underlying property owner. The affected property is part of the site to be sold to WalMart.

RECOMMENDATION

Staff recommends that the City Council adopt the ordinance vacating the west approximately 700 feet of Mercedes Street right-of-way and the ordinance vacating the off-site drainage easement established with the plat of Commerce West Addition.

SUBMITTED BY:	DISPOSITION BY COUNCIL: <input type="checkbox"/> APPROVED <input type="checkbox"/> OTHER (DESCRIBE)	PROCESSED BY: CITY SECRETARY
CITY MANAGER		DATE:



City of Benbrook

CITY COUNCIL COMMUNICATION

DATE: 11/02/06 11/16/06	REFERENCE NUMBER: G-1665	SUBJECT: Annexation Proceedings to Enlarge and Extend the Boundary Limits of the City of Benbrook, Texas – Two Tracts Chapin Road	PAGE: 1 of 1
-------------------------------	-----------------------------	--	-----------------

As part of our negotiations with the City of Fort Worth, the boundary between Fort Worth and Benbrook along Chapin Road requires revision. The City Council authorized the staff to proceed on the annexation of two segments of right-of-way along Chapin Road at the August 3rd City Council meeting. Fort Worth also has agreed to participate next year in an asphalt overlay of Chapin Road.

Annexation

In 1968, Benbrook and Fort Worth adopted a Joint Resolution that established the future common boundary line between Fort Worth and Benbrook. Each City was then entitled to annex up to that line. The line along Chapin Road was established as the north right-of-way line between the Loop 820 Frontage Road and Western Hills High School and along the south right-of-way line east of Williams Road.

The City of Benbrook never annexed the north half of Chapin Road between Van Deman Drive and Carman Drive, and never annexed the entire right-of-way between Burkett Drive and Western Hills High School, even though we have been maintaining this roadway for many years. We also have never annexed the full width of right-of-way between Van Deman Drive and the Loop 820 frontage road. The two tracts are entirely street right-of-way and no private property is involved.

State Law (LGC Sec. 43.063) requires the City to hold two public hearings prior to adoption of the Ordinance annexing the two tracts. State law also requires that we publish notice in the newspaper (November 2nd edition of Benbrook News), place the notice on the City's Internet page, notify the school district and notify the railroad. State law also requires that we prepare an Annexation Service Plan describing how we will provide city services to the newly annexed tract within specified time limits.

The first public hearing was held on November 2, 2006. The [attached Ordinance and Service Plan](#) are proposed for final adoption on December 7, 2006 to annex the unincorporated sections of Chapin Road in accordance with the 1968 Joint Resolution. Just a reminder that we will be disannexing two tracts on December 7th as well, but a public hearing is not required on that action.

RECOMMENDATION

Staff recommends that City Council hold the second public hearing on the proposed annexation of two tracts of public right-of-way along Chapin Road. No further action is required at this time.

SUBMITTED BY:	DISPOSITION BY COUNCIL: <input type="checkbox"/> APPROVED <input type="checkbox"/> OTHER (DESCRIBE)	PROCESSED BY: CITY SECRETARY
CITY MANAGER		DATE:



City of Benbrook

CITY COUNCIL COMMUNICATION

DATE: 11/16/06	REFERENCE NUMBER: G-1666	SUBJECT: Conduct Second Public Hearing and Adoption of Minor Curfew Ordinance (First public hearing held November 2, 2006)	PAGE: 1 of 2
-------------------	-----------------------------	---	-----------------

HISTORY

In July 1994, the City of Benbrook first enacted a curfew ordinance to restrict the hours an individual under the age of seventeen can be in a public place. State law requires a review of municipal curfew ordinances every three years to determine if the ordinance should be abolished, continued, or modified. State Law further requires a review of the ordinance's effects on the community and on problems the ordinance is intended to remedy. The Local Government Code stipulates that the City Council conduct public hearings on the need to continue the ordinance. Since 1994, the Benbrook City Council has reauthorized the curfew ordinance.

The restricted hours are from 11:00 p.m. on any Sunday, Monday, Tuesday, Wednesday, or Thursday until 6:00 a.m. of the following day and 12:01 a.m. until 6:00 a.m. on any Saturday or Sunday.

Consideration of the curfew ordinance is two phased and includes (1) an already completed November 2, 2006 public hearing and (2) an additional public hearing followed by formal City Council consideration at the November 16, 2006, City Council meeting. City Council last reviewed the ordinance in December 2003.

COMMUNITY EFFECTS

The Benbrook Police Department believes that the curfew ordinance has assisted the department in late night crime prevention.

Benbrook police officers have issued the following citations for curfew violations in the past three years:

2004 59
2005 45
2006 50

During the same period, minors have been arrested for committing the following number of crimes during the hours of curfew:

2004 17
2005 18
2006 21

SUBMITTED BY:	DISPOSITION BY COUNCIL: <input type="checkbox"/> APPROVED <input type="checkbox"/> OTHER (DESCRIBE)	PROCESSED BY: CITY SECRETARY
CITY MANAGER		DATE:

DATE: 11/16/06	REFERENCE NUMBER: G-1666	SUBJECT: Conduct Second Public Hearing and Adoption of Minor Curfew Ordinance (First public hearing held November 2, 2006)	PAGE: 2 of 2
-------------------	--------------------------------	---	-----------------

Bedford, Burleson, Crowley, Euless, Everman, Forest Hill, Fort Worth, Hurst, North Richland Hills, Saginaw, Watauga, and White Settlement have enacted curfew ordinances. Arlington, Grapevine, Keller, Kennedale, Mansfield, and Southlake have not enacted a curfew ordinance.

RECOMMENDATION

Staff recommends that City Council (1) conduct a public hearing to receive public input on the curfew ordinance and (2) adopt the curfew ordinance.



City of Benbrook

CITY COUNCIL COMMUNICATION

DATE: 11/16/06	REFERENCE NUMBER: G-1667	SUBJECT: Quarterly Financial Report for Period Ending September 30, 2006	PAGE: 1 of 2
-------------------	-----------------------------	---	-----------------

Attached for City Council's information and consideration is the financial report for the quarter ended September 30, 2006.

GENERAL FUND REVENUES

Revenues through the end of the City's fiscal year totaled \$11,384,208. Taxes were responsible for over 83% of total revenues and Ad Valorem Taxes produced almost 60%. Total collections were \$430,901 more than the original amount budgeted.

GENERAL FUND EXPENDITURES

Expenditures through the end of the year were \$10,659,162 or 96.03% of budgeted expenditures. Only one department exceeded budget at year-end. Public Works was over \$46,778 due to a dramatic increase in the cost of electricity for street lighting.

Revenues exceeded expenditures by **\$725,046**. The original budget projected a \$146,883 deficit.

DEBT SERVICE FUND

Debt Service revenue received through the end of the year totaled \$1,419,065. Total expenditures amounted to \$1,343,546. The Debt Service Fund surplus was \$75,519.

EDC REPORT

EDC revenues were \$2,085,799, with most of this amount coming from the sales tax receipts, land sales and a bank loan of \$540,000. EDC expenditures were \$1,754,593, with the largest expenditures going toward land acquisition, attorney fees and interest on outstanding loans.

CAPITAL PROJECTS FUNDS

Capital Projects revenues amounted to \$1,523,288. The largest portion of this amount came from the payment on the gas lease (which was placed in a separate fund). Capital Projects expenditures were \$2,693,980. TIF expenditures accounted for only \$1,435,228 of the total.

SUBMITTED BY:	DISPOSITION BY COUNCIL: <input type="checkbox"/> APPROVED <input type="checkbox"/> OTHER (DESCRIBE)	PROCESSED BY: CITY SECRETARY
CITY MANAGER		DATE:

DATE: 11/16/06	REFERENCE NUMBER: G-1667	SUBJECT: Quarterly Financial Report for Period Ending September 30, 2006	PAGE: 2 of 2
-------------------	--------------------------------	--	-----------------

SPECIAL ASSESSMENT

Special Assessments revenues were \$39,453, while expenditures amounted to \$31,203.

INVESTMENTS

At September 30, 2006, the City had \$10,044,867 invested at varying interest rates.

BUDGET ADJUSTMENTS

As previously mentioned, the Street Department budget was over \$46,778. Since there was not sufficient funds to balance this overage within the Public Services Division, City Council will need to approve a budget adjustment.

RECOMMENDATION

It is recommended that City Council accept the quarterly financial report for the quarter ended September 30, 2006. It is also recommended that City Council approve a transfer of \$50,000 from Police Patrol – Overtime (01-31-03-5002) to Public Works – Electrical Services (01-42-01-5252).

C I T Y O F B E N B R O O K
 FINANCIAL STATEMENT
 AS OF: SEPTEMBER 30TH, 2006

01 -GENERAL FUND
 FINANCIAL SUMMARY
 DEPARTMENT EXPENSE SUMMARY

	CURRENT BUDGET	CURRENT PERIOD	YEAR-TO-DATE REV./EXP.	BUDGET BALANCE	PERCENT RECEIVED	PRIOR YEAR YEAR-TO-DATE
CITY COUNCIL						
ADMINISTRATION	24,358.00	1,383.96	19,723.26	4,634.74	80.97	14,865.14
TOTAL CITY COUNCIL	24,358.00	1,383.96 (19,723.26)	4,634.74	80.97	14,865.14
CITY MANAGER						
ADMINISTRATION	266,377.00	16,818.42	256,580.03	9,796.97	96.32	250,869.00
TOTAL CITY MANAGER	266,377.00	16,818.42 (256,580.03)	9,796.97	96.32	250,869.00
CITY SECRETARY						
ADMINISTRATION	226,079.00	16,986.33	225,427.10	651.90	99.71	191,877.22
TOTAL CITY SECRETARY	226,079.00	16,986.33 (225,427.10)	651.90	99.71	191,877.22
NON-DEPARTMENTAL						
ADMINISTRATION	507,850.00	85,816.69	459,016.65	48,833.35	90.38	403,691.92
TOTAL NON-DEPARTMENTAL	507,850.00	85,816.69 (459,016.65)	48,833.35	90.38	403,691.92
FINANCE						
COMPROLLER	231,262.00	25,888.17	224,995.87	6,266.13	97.29	204,024.43
CUSTOMER SERVICE	116,700.00	7,879.62	114,253.29	2,446.71	97.90	108,879.68
TOTAL FINANCE	347,962.00	33,767.79 (339,249.16)	8,712.84	97.50	312,904.11
INFORMATION SERVICES						
ADMINISTRATION	127,875.00	7,622.66	122,794.31	5,080.69	96.03	72,507.05
TOTAL INFORMATION SERVICES	127,875.00	7,622.66 (122,794.31)	5,080.69	96.03	72,507.05
PERSONNEL SERVICES						
ADMINISTRATION	18,700.00	0.00	18,157.09	542.91	97.10	14,625.62
TOTAL PERSONNEL SERVICES	18,700.00	0.00 (18,157.09)	542.91	97.10	14,625.62
BUDGET & RESEARCH						
ADMINISTRATION	120,678.00	8,870.91	115,498.69	5,179.31	95.71	110,785.54
TOTAL BUDGET & RESEARCH	120,678.00	8,870.91 (115,498.69)	5,179.31	95.71	110,785.54
POLICE						
ADMINISTRATION	224,408.00	16,955.65	222,579.94	1,828.06	99.19	211,620.72
COMMUNICATIONS & RECORDS	802,682.00	48,754.57	670,856.07	131,825.93	83.58	735,631.86
PATROL	2,513,059.00	190,372.71	2,412,841.38	100,217.62	96.01	2,339,756.44
CIS	566,180.00	46,705.98	564,355.74	1,824.26	99.68	521,517.66
CRIME PREVENTION	77,031.00	6,047.05	71,971.90	5,059.10	93.43	67,309.84
SCHOOL SAFETY	27,749.00	3,003.15	26,522.39	1,226.61	95.58	26,952.56
ANIMAL CONTROL	95,378.00	7,058.41	96,694.10 (1,316.10)	101.38	125,694.05
CODE ENFORCEMENT	81,271.00	5,589.64	74,276.27	6,994.73	91.39	73,171.22
TOTAL POLICE	4,387,758.00	324,487.16 (4,140,097.79)	247,660.21	94.36	4,101,654.35

01 -GENERAL FUND
FINANCIAL SUMMARY
DEPARTMENT EXPENSE SUMMARY

	CURRENT BUDGET	CURRENT PERIOD	YEAR-TO-DATE REV./EXP.	BUDGET BALANCE	PERCENT RECEIVED	PRIOR YEAR YEAR-TO-DATE
FIRE						
FIRE FIGHTING	1,718,181.00	124,570.51	1,599,709.61	118,471.39	93.10	1,573,748.13
AMBULANCE	61,080.00	4,112.54	67,587.87 (6,507.87)	110.65	70,975.57
TOTAL FIRE	1,779,261.00	128,683.05 (1,667,297.48)	111,963.52	93.71	1,644,723.70
MUNICIPAL COURT						
MUNICIPAL COURT	162,196.00	11,549.11	151,475.05	10,720.95	93.39	146,808.34
TOTAL MUNICIPAL COURT	162,196.00	11,549.11 (151,475.05)	10,720.95	93.39	146,808.34
COMMUNITY SERVICES						
ADMINISTRATION	259,271.00	76,058.51	251,648.44	7,622.56	97.06	148,498.60
TOTAL COMMUNITY SERVICES	259,271.00	76,058.51 (251,648.44)	7,622.56	97.06	148,498.60
PUBLIC WORKS						
STREET MAINTENANCE	1,155,389.00	58,063.19	1,202,167.19 (46,778.19)	104.05	1,096,893.62
TOTAL PUBLIC WORKS	1,155,389.00	58,063.19 (1,202,167.19) (46,778.19)	104.05	1,096,893.62
PARKS & RECREATION						
PARK MAINTENANCE	576,674.00	57,121.90	574,668.76	2,005.24	99.65	508,628.26
TOTAL PARKS & RECREATION	576,674.00	57,121.90 (574,668.76)	2,005.24	99.65	508,628.26
SUPPORT SERVICES						
GARAGE	176,506.00	12,604.91	180,382.04 (3,876.04)	102.20	162,605.59
BUILDING MAINTENANCE	204,705.00	16,995.98	197,470.55	7,234.45	96.47	189,013.17
TOTAL SUPPORT SERVICES	381,211.00	29,600.89 (377,852.59)	3,358.41	99.12	351,618.76
COMMUNITY DEVELOPMENT						
COMMUNITY DEVELOPMENT	283,603.00	8,610.71	274,129.06	9,473.94	96.66	242,301.07
TOTAL COMMUNITY DEVELOPMENT	283,603.00	8,610.71 (274,129.06)	9,473.94	96.66	242,301.07
PLANNING & ZONING						
PLANNING & ZONING	176,194.00	14,270.35	171,552.80	4,641.20	97.37	163,896.59
TOTAL PLANNING & ZONING	176,194.00	14,270.35 (171,552.80)	4,641.20	97.37	163,896.59
INSPECTION SERVICES						
INSPECTION SERVICES	298,754.00	22,268.18	291,826.82	6,927.18	97.68	277,123.84
TOTAL INSPECTION SERVICES	298,754.00	22,268.18 (291,826.82)	6,927.18	97.68	277,123.84
BENBROOK EDC						
BENBROOK EDC	0.00 (14,929.38)	0.00	0.00	0.00	0.00
TOTAL BENBROOK EDC	0.00 (14,929.38)	0.00	0.00	0.00	0.00

C I T Y O F B E N B R O O K
 FINANCIAL STATEMENT
 AS OF: SEPTEMBER 30TH, 2006

01 -GENERAL FUND
 FINANCIAL SUMMARY
 DEPARTMENT EXPENSE SUMMARY

	CURRENT BUDGET	CURRENT PERIOD	YEAR-TO-DATE REV./EXP.	BUDGET BALANCE	PERCENT RECEIVED	PRIOR YEAR YEAR-TO-DATE
BENBROOK LIBRARY						
ADMINISTRATION	0.00 (2,388.84)	0.00	0.00	0.00	0.00
TOTAL BENBROOK LIBRARY	0.00 (2,388.84)	0.00	0.00	0.00	0.00
TOTAL EXPENDITURES	11,100,190.00	884,661.59	(10,659,162.27)	441,027.73	96.03	10,054,272.73
REVENUE (OVER/(UNDER) EXPENDITURES	(146,883.00)	(363,419.73)	725,046.13	(871,929.13)	493.62-	556,492.19

01 -GENERAL FUND
REVENUE

	CURRENT BUDGET	CURRENT PERIOD	YEAR-TO-DATE REVENUE	BUDGET BALANCE	PERCENT RECEIVED	PRIOR YEAR YEAR-TO-DATE	
TAXES							
AD VALOREM TAXES							
00-00-3011	CURRENT AD VALOREM TAXES	6,622,842.00	12,016.95	6,696,305.95 (73,463.95)	101.11	6,248,641.53
00-00-3013	CURRENT PENALTY & INTEREST	29,050.00	2,183.01	26,176.48	2,873.52	90.11	27,126.47
00-00-3014	DEL REAL PROPERTY	50,000.00	1,184.14	57,248.90 (7,248.90)	114.50	56,146.66
00-00-3016	DEL PENALTY & INTEREST	12,500.00	609.32	14,047.05 (1,547.05)	112.38	16,086.90
	TOTAL AD VALOREM TAXES	6,714,392.00	15,993.42	6,793,778.38 (79,386.38)	101.18	6,348,001.56
FRANCHISE TAXES							
00-00-3021	ELECTRICAL FRANCHISE FEE	675,000.00	0.00	721,574.18 (46,574.18)	106.90	661,434.54
00-00-3022	NATURAL GAS FRANCHISE FEE	73,500.00	0.00	85,878.74 (12,378.74)	116.84	72,758.19
00-00-3023	TELEPHONE FRANCHISE FEE	145,000.00	0.00	139,980.16	5,019.84	96.54	140,511.19
00-00-3024	SANITATION FRANCHISE FEE	202,000.00	6,519.31	197,904.23	4,095.77	97.97	189,354.97
00-00-3025	CABLE TV FRANCHISE FEE	125,000.00	0.00	130,994.85 (5,994.85)	104.80	124,326.10
	TOTAL FRANCHISE TAXES	1,220,500.00	6,519.31	1,276,332.16 (55,832.16)	104.57	1,188,384.99
SALES TAXES & OTHER REVENUE							
00-00-3031	CITY SALES TAX	1,378,000.00	170,209.29	1,364,242.17	13,757.83	99.00	1,298,348.82
00-00-3032	MIXED DRINKS TAX	4,000.00	0.00	3,746.22	253.78	93.66	3,920.39
00-00-3034	SALES TAX COLLECTED	215.00	656.13	134.74	80.26	62.67	71.36
00-00-3035	TAX ON FINES	0.00 (0.86)	0.00	0.00	0.00	0.00
00-00-3039	BINGO TAXES	22,000.00	0.00	21,880.84	119.16	99.46	18,739.21
	TOTAL SALES TAXES & OTHER REVENUE	1,404,215.00	170,864.56	1,390,003.97	14,211.03	98.99	1,321,079.78
TOTAL TAXES		9,339,107.00	193,377.29	9,460,114.51 (121,007.51)	101.30	8,857,466.33
LICENSES, PERMITS & FILING FEE							
LICENSES							
00-00-3111	DOG LICENSES	300.00	30.00	265.00	35.00	88.33	517.00
00-00-3112	ELECTRICAL LICENSES	7,500.00	578.95	8,629.45 (1,129.45)	115.06	8,094.80
00-00-3113	PLUMBING LICENSES	16,000.00	1,983.44	23,257.06 (7,257.06)	145.36	24,274.74
00-00-3119	MISCELLANEOUS LICENSES	13,500.00	1,560.00	23,820.60 (10,320.60)	176.45	18,240.00
	TOTAL LICENSES	37,300.00	4,152.39	55,972.11 (18,672.11)	150.06	51,126.54
PERMITS & FEES							
00-00-3121	BUILDING PERMITS	250,000.00	13,473.90	274,931.23 (24,931.23)	109.97	289,219.95
00-00-3122	ALARM PERMITS	13,000.00	2,730.00	8,895.00	4,105.00	68.42	13,750.00
00-00-3123	FIRE CODE PERMIT	600.00	0.00	210.00	390.00	35.00	510.00
00-00-3124	ELECTRICAL PERMITS	30,000.00	1,434.70	31,907.53 (1,907.53)	106.36	33,025.52
00-00-3125	PLUMBING PERMITS	32,000.00	1,202.33	27,437.14	4,562.86	85.74	32,276.20
00-00-3126	ZONING FILING FEE	150.00	0.00	900.00 (750.00)	600.00	1,750.00
00-00-3127	SUBDIVISION FILING FEE	4,200.00	326.00	5,807.32 (1,607.32)	138.27	18,842.43
00-00-3128	Develop Inspect Fee	0.00	0.00	36,360.91 (36,360.91)	0.00	0.00
00-00-3129	MISC PERMITS & FILING FEES	32,000.00	864.00	15,378.75	16,621.25	48.06	48,303.19
	TOTAL PERMITS & FEES	361,950.00	20,030.93	401,827.88 (39,877.88)	111.02	437,677.29
TOTAL LICENSES, PERMITS & FILING FEE		399,250.00	24,183.32	457,799.99 (58,549.99)	114.66	488,803.83

01 -GENERAL FUND
REVENUE (CONT.)

	CURRENT BUDGET	CURRENT PERIOD	YEAR-TO-DATE REVENUE	BUDGET BALANCE	PERCENT RECEIVED	PRIOR YEAR YEAR-TO-DATE
FINES & FORFEITURES						
FINES & FORFEITURES						
00-00-3211 MUNICIPAL COURT	167,500.00	33,097.70	185,738.55 (18,238.55)	110.89	180,592.33
00-00-3212 WARRANT FEES	18,000.00	1,032.69	13,462.07	4,537.93	74.79	15,661.44
00-00-3213 EXPUNTION FEE	0.00	0.00	0.00	0.00	0.00	12,566.68
00-00-3214 DEFENSIVE DRIVING	4,000.00	440.00	3,780.00	220.00	94.50	3,410.00
00-00-3215 TICKET DISMISSAL FEE	2,500.00	200.00	3,350.00 (850.00)	134.00	2,050.00
00-00-3216 ARREST FEE	21,000.00	1,911.81	21,899.75 (899.75)	104.28	20,310.62
00-00-3217 SPECIAL EXPENSE FEE	74,000.00	6,771.00	77,423.44 (3,423.44)	104.63	79,611.00
00-00-3218 RESTITUTION FEE-CITY	0.00	0.00	0.00	0.00	0.00	11,852.93
00-00-3219 MISC FINES & FORFEITURES	5,000.00	611.42	5,669.55 (669.55)	113.39	4,242.96
TOTAL FINES & FORFEITURES	292,000.00	44,064.62	311,323.36 (19,323.36)	106.62	330,297.96
TOTAL FINES & FORFEITURES	292,000.00	44,064.62	311,323.36 (19,323.36)	106.62	330,297.96
MONEY & PROPERTY						
INTEREST						
00-00-3311 INTEREST EARNED	110,000.00	207,285.92	314,497.07 (204,497.07)	285.91	192,902.10
00-00-3312 BLDG RENTAL	6,000.00	25.00	6,487.50 (487.50)	108.13	8,550.00
00-00-3319 MISC REV FROM MONEY & PROP	38,000.00	3,898.51	108,840.16 (70,840.16)	286.42	80,111.39
TOTAL INTEREST	154,000.00	211,209.43	429,824.73 (275,824.73)	279.11	281,563.49
TOTAL MONEY & PROPERTY	154,000.00	211,209.43	429,824.73 (275,824.73)	279.11	281,563.49
OTHER AGENCIES						
FIRE SERVICE						
00-00-3411 FIRE SERVICE CONTRACT	65,000.00	0.00	77,100.00 (12,100.00)	118.62	60,000.00
00-00-3412 FWISD POLICE OFF	35,000.00	6,225.14	44,304.18 (9,304.18)	126.58	42,086.94
00-00-3419 OTHER AGENCY REV	183,000.00	16,481.17	64,184.47	118,815.53	35.07	67,394.64
TOTAL FIRE SERVICE	283,000.00	22,706.31	185,588.65	97,411.35	65.58	169,481.58
TOTAL OTHER AGENCIES	283,000.00	22,706.31	185,588.65	97,411.35	65.58	169,481.58
CHARGES FOR SERVICES						
CITIZENS SERVICES						
00-00-3511 TRASH COLLECTIONS	0.00 (75.00)	0.00	0.00	0.00	0.00
00-00-3513 DOG POUND FEES	4,200.00	415.00	5,068.00 (868.00)	120.67	4,497.00
00-00-3514 LOT CLEANNG/MOWING	1,000.00	860.00	960.00	40.00	96.00	855.00
00-00-3515 AMBULANCE FEES	300,000.00	19,513.25	334,153.87 (34,153.87)	111.38	314,186.82
00-00-3516 STREET CUT CHARGES	35,000.00	7,224.23	58,213.30 (23,213.30)	166.32	30,988.16
00-00-3519 MISC SERVICE CHARGE	3,000.00	75.00	16,445.73 (13,445.73)	548.19	20.00
TOTAL CITIZENS SERVICES	343,200.00	28,012.48	414,840.90 (71,640.90)	120.87	350,546.98

C I T Y O F B E N B R O O K
FINANCIAL STATEMENT
AS OF: SEPTEMBER 30TH, 2006

02 -DEBT SERVICE
FINANCIAL SUMMARY

	CURRENT BUDGET	CURRENT PERIOD	YEAR-TO-DATE REV./EXP.	BUDGET BALANCE	PERCENT RECEIVED	PRIOR YEAR YEAR-TO-DATE
REVENUE SUMMARY						
ALL REVENUE	1,404,929.00	3,341.02	1,419,065.50 (14,136.50)	101.01	1,605,641.96
TOTAL REVENUE	<u>1,404,929.00</u>	<u>3,341.02</u>	<u>1,419,065.50 (</u>	<u>14,136.50)</u>	<u>101.01</u>	<u>1,605,641.96</u>

CITY OF BENBROOK
FINANCIAL STATEMENT
AS OF: SEPTEMBER 30TH, 2006

02 -DEBT SERVICE
DEPARTMENT - OTHER
EXPENDITURES

	CURRENT BUDGET	CURRENT PERIOD	YEAR-TO-DATE EXPENSE	BUDGET BALANCE	PERCENT RECEIVED	PRIOR YEAR YEAR-TO-DATE
NON-DEPARTMENTAL =====						
DEBT SERVICE						
30-00-5591 AGENT FEES	7,000.00	0.00	1,639.75	5,360.25	23.43	1,960.75
30-00-5599 MISC EXPENSES	0.00	0.00	3,500.00 (3,500.00)	0.00	4,622.01
TOTAL DEBT SERVICE	7,000.00	0.00 (5,139.75)	1,860.25	73.43	6,582.76
TOTAL NON-DEPARTMENTAL	7,000.00	0.00 (5,139.75)	1,860.25	73.43	6,582.76
TOTAL OTHER	7,000.00	0.00 (5,139.75)	1,860.25	73.43	6,582.76
	=====	=====	=====	=====	=====	=====
FUND TOTAL EXPENDITURES	1,569,415.00 (198,319.01)	(1,343,546.03)	225,868.97	85.61	1,366,432.34
	=====	=====	=====	=====	=====	=====

*** END OF REPORT ***

CITY OF BENBROOK
FINANCIAL STATEMENT
AS OF: SEPTEMBER 30TH, 2006

03 -BENBROOK EDC
FINANCIAL SUMMARY

	CURRENT BUDGET	CURRENT PERIOD	YEAR-TO-DATE REV./EXP.	BUDGET BALANCE	PERCENT RECEIVED	PRIOR YEAR YEAR-TO-DATE
REVENUE SUMMARY						
ALL REVENUE	4,342,876.00	105,544.37	2,085,799.17	2,257,076.83	48.03	1,333,870.91
TOTAL REVENUE	<u>4,342,876.00</u>	<u>105,544.37</u>	<u>2,085,799.17</u>	<u>2,257,076.83</u>	<u>48.03</u>	<u>1,333,870.91</u>

CITY OF BENBROOK
 FINANCIAL STATEMENT
 AS OF: SEPTEMBER 30TH, 2006

03 -BENBROOK EDC
 DEPARTMENT - ADMINISTRATION
 EXPENDITURES

	CURRENT BUDGET	CURRENT PERIOD	YEAR-TO-DATE EXPENSE	BUDGET BALANCE	PERCENT RECEIVED	PRIOR YEAR YEAR-TO-DATE
ADMINISTRATION =====						
PERSONAL SERVICES						
10-01-5001 SALARIES	134,752.00	10,335.04	133,549.12	1,202.88	99.11	126,804.61
10-01-5003 STABILITY PAY	1,852.00	0.00	1,828.49	23.51	98.73	1,338.01
10-01-5006 FICA	10,450.00	727.04	8,253.40	2,196.60	78.98	8,730.04
10-01-5007 INSURANCE	11,600.00	1,522.50	22,495.33 (10,895.33)	193.93	15,559.37
10-01-5008 RETIREMENT	18,865.00	1,567.67	18,689.07	175.93	99.07	17,745.00
10-01-5009 WORKMEN'S COMP	50.00	0.00	218.12 (168.12)	436.24	341.20
10-01-5010 UNEMPLOYMENT INS	300.00	0.00	540.00 (240.00)	180.00	54.00
TOTAL PERSONAL SERVICES	177,869.00	14,152.25 (185,573.53) (7,704.53)	104.33	170,572.23
SUPPLIES & MATERIALS						
10-01-5111 OFFICE SUPPLIES	2,500.00	874.52	3,149.40 (649.40)	125.98	10,864.70
10-01-5112 POSTAGE	200.00	0.00	10.00	190.00	5.00	0.00
10-01-5114 PRINTING SUPPLIES	250.00	19.50	37.29	212.71	14.92	40.47
10-01-5119 Misc Office Supplies	0.00	0.00	177.84 (177.84)	0.00	2.15
10-01-5129 MISC OPERATING SUPPLIES	250.00	0.00	274.23 (24.23)	109.69	90.10
10-01-5131 Motor Vehicle Supplies	4,360.00	0.00	0.00	4,360.00	0.00	0.00
TOTAL SUPPLIES & MATERIALS	7,560.00	894.02 (3,648.76)	3,911.24	48.26	10,997.42
CONTRACTUAL SERVICES						
10-01-5211 PROFESSIONAL SERVICES	25,000.00	0.00	27,000.00 (2,000.00)	108.00	123.94
10-01-5213 LEGAL SERVICES	50,000.00	16,952.50	128,955.30 (78,955.30)	257.91	99,809.00
10-01-5214 Engineering	0.00	10,396.00	17,201.39 (17,201.39)	0.00	0.00
10-01-5217 PLANNING SERVICES	0.00	0.00	7,070.09 (7,070.09)	0.00	0.00
10-01-5219 OTHER PROFESSIONAL SVCS	250,000.00	18,515.70	45,621.30	204,378.70	18.25	26,624.00
10-01-5222 TRAVEL EXPENSES	7,500.00	1,336.25	7,398.33	101.67	98.64	4,714.11
10-01-5223 MISC EXPENSES	250.00	100.00	690.00 (440.00)	276.00	3,223.34
10-01-5231 PUBLIC NOTICES	250.00	240.00	240.00	10.00	96.00	0.00
10-01-5233 PRINTING SERVICES	250.00	0.00	14.62	235.38	5.85	15.13
10-01-5254 TELEPHONE	3,750.00	800.19	2,051.09	1,698.91	54.70	3,146.67
10-01-5281 DUES	2,665.00	1,049.24	4,858.21 (2,193.21)	182.30	3,561.95
10-01-5283 TRAINING	1,375.00	9.24	1,479.24 (104.24)	107.58	749.00
10-01-5288 CITY CONTRACT	8,250.00	2,062.50	8,250.00	0.00	100.00	8,250.00
TOTAL CONTRACTUAL SERVICES	349,290.00	51,461.62 (250,829.57)	98,460.43	71.81	150,217.14
REPAIRS & MAINTENANCE						
10-01-5311 MAINT-MOTOR VEHICLES	700.00	86.30	879.17 (179.17)	125.60	484.49
TOTAL REPAIRS & MAINTENANCE	700.00	86.30 (879.17) (179.17)	125.60	484.49

CITY OF BENBROOK
 FINANCIAL STATEMENT
 AS OF: SEPTEMBER 30TH, 2006

03 -BENBROOK EDC
 DEPARTMENT - ADMINISTRATION
 EXPENDITURES

	CURRENT BUDGET	CURRENT PERIOD	YEAR-TO-DATE EXPENSE	BUDGET BALANCE	PERCENT RECEIVED	PRIOR YEAR YEAR-TO-DATE
CAPITAL OUTLAY						
10-01-5410 Land Acquisition	250,000.00	0.00	978,362.88 (728,362.88)	391.35	0.00
10-01-5443 CO-Streets	130,000.00	0.00	0.00	130,000.00	0.00	250,000.00
TOTAL CAPITAL OUTLAY	380,000.00	0.00 (978,362.88) (598,362.88)	257.46	250,000.00
EDC PROFESSIONAL SVCS						
10-01-5701 GATEWAY PROJECTS	0.00	0.00	0.00	0.00	0.00	62.38
10-01-5705 INDUSTRIAL PARK SIGN	250.00	225.00	490.00 (240.00)	196.00	90.00
10-01-5709 MARKETING TOOLS	1,000.00	475.89	8,587.91 (7,587.91)	858.79	2,762.49
10-01-5713 MARKETING MEDIA	2,500.00	0.00	0.00	2,500.00	0.00	954.00
10-01-5714 MARKETING VENUES	8,620.00	2,224.42	8,987.50 (367.50)	104.26	746.42
10-01-5716 BIZ DEVELOP/RETENTION	7,500.00	0.00	0.00	7,500.00	0.00	0.00
10-01-5718 INTEREST EXPENSES	240,000.00	27,280.00	317,233.90 (77,233.90)	132.18	223,483.33
10-01-5719 LOAN PRINCIPAL	3,000,000.00	0.00	0.00	3,000,000.00	0.00	0.00
TOTAL EDC PROFESSIONAL SVCS	3,259,870.00	30,205.31 (335,299.31)	2,924,570.69	10.29	228,098.62
TOTAL ADMINISTRATION	4,175,289.00	96,799.50 (1,754,593.22)	2,420,695.78	42.02	810,369.90
TOTAL ADMINISTRATION	4,175,289.00	96,799.50 (1,754,593.22)	2,420,695.78	42.02	810,369.90
FUND TOTAL EXPENDITURES	4,175,289.00	96,799.50 (1,754,593.22)	2,420,695.78	42.02	810,369.90

*** END OF REPORT ***

04 -CAPITAL PROJECTS FUND
 FINANCIAL SUMMARY
 DEPARTMENT EXPENSE SUMMARY

	CURRENT BUDGET	CURRENT PERIOD	YEAR-TO-DATE REV./EXP.	BUDGET BALANCE	PERCENT RECEIVED	PRIOR YEAR YEAR-TO-DATE
STREET IMPROVEMENTS						
COZBY WEST	0.00	0.00	0.00	0.00	0.00	123,443.21
TOTAL STREET IMPROVEMENTS	0.00	0.00	0.00	0.00	0.00	123,443.21
DRAINAGE IMPROVEMENTS						
TIMBERCREEK-UPPER	0.00	0.00	0.00	0.00	0.00	151,566.89
TIMBERCREEK-LOWER	0.00	4,400.00	727,550.39 (727,550.39)	0.00	60,479.47
DRY BRANCH	0.00	0.00	134,510.25 (134,510.25)	0.00	0.00
TIMBERLINE/EDGEWOOD	0.00	0.00	0.00	0.00	0.00	404,845.86
PLANTATION WEST CREEK	0.00	6,981.67	143,422.01 (143,422.01)	0.00	66,344.50
PEC-TARA CHANNEL	0.00	15,675.83	80,315.34 (80,315.34)	0.00	88,978.97
TIMBER CREEK CULVERT IMP	0.00	0.00	160,858.20 (160,858.20)	0.00	31,337.54
WILLOW BEND CULVERT IMP	0.00	0.00	12,096.59 (12,096.59)	0.00	17,759.63
TOTAL DRAINAGE IMPROVEMENTS	0.00	27,057.50	(1,258,752.78) (1,258,752.78)	0.00	821,312.86
TIF IMPROVEMENTS						
I-20 RAMP RELOCATION	0.00	0.00	0.00	0.00	0.00	1,508,814.00
WALNUT CREEK SEWER LINE	0.00	0.00	1,219,920.75 (1,219,920.75)	0.00	0.00
TOWN CROSSING	0.00	0.00	288.75 (288.75)	0.00	19,781.87
DEBT	0.00	215,018.35	215,018.35 (215,018.35)	0.00	0.00
TOTAL TIF IMPROVEMENTS	0.00	215,018.35	(1,435,227.85) (1,435,227.85)	0.00	1,528,595.87
TOTAL EXPENDITURES	0.00	242,075.85	(2,693,980.63) (2,693,980.63)	0.00	2,473,351.94
=====						
REVENUE (OVER/(UNDER) EXPENDITURES	0.00	1,224,241.66	(1,170,692.94)	1,170,692.94	0.00	375,728.09
=====						

04 -CAPITAL PROJECTS FUND
 DEPARTMENT - DRAINAGE IMPROVEMENTS
 EXPENDITURES

	CURRENT BUDGET	CURRENT PERIOD	YEAR-TO-DATE EXPENSE	BUDGET BALANCE	PERCENT RECEIVED	PRIOR YEAR YEAR-TO-DATE
TIMBERCREEK-UPPER =====						
CONTRACTUAL SERVICES						
30-04-5211 ENGINEERING	0.00	0.00	0.00	0.00	0.00	18,215.84
30-04-5213 LEGAL FEES	0.00	0.00	0.00	0.00	0.00	40.75
30-04-5219 OTHER PROF SVCS	0.00	0.00	0.00	0.00	0.00	133,262.30
TOTAL CONTRACTUAL SERVICES	0.00	0.00	0.00	0.00	0.00	151,518.89
CAPITAL OUTLAY						
30-04-5410 ROW	0.00	0.00	0.00	0.00	0.00	48.00
TOTAL CAPITAL OUTLAY	0.00	0.00	0.00	0.00	0.00	48.00
TOTAL TIMBERCREEK-UPPER	0.00	0.00	0.00	0.00	0.00	151,566.89

TIMBERCREEK-LOWER =====						
CONTRACTUAL SERVICES						
30-06-5211 Engineering	0.00	4,400.00	18,833.45 (18,833.45)	0.00	29,271.17
30-06-5213 Legal Services	0.00	0.00	2,588.06 (2,588.06)	0.00	27,093.30
30-06-5215 Testing	0.00	0.00	924.00 (924.00)	0.00	0.00
30-06-5219 Other Prof Svcs	0.00	0.00	670,204.88 (670,204.88)	0.00	0.00
30-06-5286 ROW Fees	0.00	0.00	35,000.00 (35,000.00)	0.00	0.00
TOTAL CONTRACTUAL SERVICES	0.00	4,400.00 (727,550.39) (727,550.39)	0.00	56,364.47
CAPITAL OUTLAY						
30-06-5410 ROW	0.00	0.00	0.00	0.00	0.00	4,115.00
TOTAL CAPITAL OUTLAY	0.00	0.00	0.00	0.00	0.00	4,115.00
TOTAL TIMBERCREEK-LOWER	0.00	4,400.00 (727,550.39) (727,550.39)	0.00	60,479.47

DRY BRANCH =====						
CONTRACTUAL SERVICES						
30-07-5211 Engineering	0.00	0.00	6,942.60 (6,942.60)	0.00	0.00
30-07-5219 Other Prof Svcs	0.00	0.00	127,567.65 (127,567.65)	0.00	0.00
TOTAL CONTRACTUAL SERVICES	0.00	0.00 (134,510.25) (134,510.25)	0.00	0.00
TOTAL DRY BRANCH	0.00	0.00 (134,510.25) (134,510.25)	0.00	0.00

TIMBERLINE/EDGEWOOD
 =====

04 -CAPITAL PROJECTS FUND
 DEPARTMENT - DRAINAGE IMPROVEMENTS
 EXPENDITURES

	CURRENT BUDGET	CURRENT PERIOD	YEAR-TO-DATE EXPENSE	BUDGET BALANCE	PERCENT RECEIVED	PRIOR YEAR YEAR-TO-DATE
CONTRACTUAL SERVICES						
30-10-5211 Engineering	0.00	0.00	0.00	0.00	0.00	11,850.00
30-10-5215 TESTING	0.00	0.00	0.00	0.00	0.00	699.00
30-10-5219 Other Prof Svcs	0.00	0.00	0.00	0.00	0.00	392,296.86
TOTAL CONTRACTUAL SERVICES	0.00	0.00	0.00	0.00	0.00	404,845.86
TOTAL TIMBERLINE/EDGEWOOD	0.00	0.00	0.00	0.00	0.00	404,845.86
PLANTATION WEST CREEK =====						
CONTRACTUAL SERVICES						
30-11-5211 Engineering	0.00	6,104.87	117,140.71 (117,140.71)	0.00	66,344.50
30-11-5213 Legal Fees	0.00	876.80	876.80 (876.80)	0.00	0.00
30-11-5215 Testing	0.00	0.00	2,489.00 (2,489.00)	0.00	0.00
30-11-5219 Other Prof Svcs	0.00	0.00	325.00 (325.00)	0.00	0.00
30-11-5286 ROW/Easement	0.00	0.00	22,590.50 (22,590.50)	0.00	0.00
TOTAL CONTRACTUAL SERVICES	0.00	6,981.67 (143,422.01) (143,422.01)	0.00	66,344.50
TOTAL PLANTATION WEST CREEK	0.00	6,981.67 (143,422.01) (143,422.01)	0.00	66,344.50
PEC-TARA CHANNEL =====						
CONTRACTUAL SERVICES						
30-12-5211 Engineering	0.00	4,218.62	42,263.39 (42,263.39)	0.00	88,978.97
30-12-5213 Legal Services	0.00	8,177.26	8,602.26 (8,602.26)	0.00	0.00
30-12-5219 Other Prof Svcs	0.00	0.00	10,000.00 (10,000.00)	0.00	0.00
30-12-5286 ROW Fees	0.00	3,200.00	18,954.00 (18,954.00)	0.00	0.00
30-12-5299 ROW Fees	0.00	79.95	495.69 (495.69)	0.00	0.00
TOTAL CONTRACTUAL SERVICES	0.00	15,675.83 (80,315.34) (80,315.34)	0.00	88,978.97
TOTAL PEC-TARA CHANNEL	0.00	15,675.83 (80,315.34) (80,315.34)	0.00	88,978.97
TIMBER CREEK CULVERT IMP =====						
CONTRACTUAL SERVICES						
30-13-5211 Engineering	0.00	0.00	69,467.50 (69,467.50)	0.00	31,337.54
30-13-5215 Testing	0.00	0.00	428.00 (428.00)	0.00	0.00
30-13-5219 Other Prof Svcs	0.00	0.00	90,962.70 (90,962.70)	0.00	0.00
TOTAL CONTRACTUAL SERVICES	0.00	0.00 (160,858.20) (160,858.20)	0.00	31,337.54
TOTAL TIMBER CREEK CULVERT IMP	0.00	0.00 (160,858.20) (160,858.20)	0.00	31,337.54

04 -CAPITAL PROJECTS FUND
 DEPARTMENT - TIF IMPROVEMENTS
 EXPENDITURES

	CURRENT BUDGET	CURRENT PERIOD	YEAR-TO-DATE EXPENSE	BUDGET BALANCE	PERCENT RECEIVED	PRIOR YEAR YEAR-TO-DATE
I-20 RAMP RELOCATION						
=====						
CONTRACTUAL SERVICES						
40-01-5211 ENGINEERING	0.00	0.00	0.00	0.00	0.00	67,800.00
40-01-5219 OTHER PROFESSIONAL SERVICE	0.00	0.00	0.00	0.00	0.00	1,420,514.00
40-01-5299 OTHER EXPENSES	0.00	0.00	0.00	0.00	0.00	20,500.00
TOTAL CONTRACTUAL SERVICES	0.00	0.00	0.00	0.00	0.00	1,508,814.00
TOTAL I-20 RAMP RELOCATION	0.00	0.00	0.00	0.00	0.00	1,508,814.00
WALNUT CREEK SEWER LINE						
=====						
CONTRACTUAL SERVICES						
40-02-5213 Legal Services	0.00	0.00	41.25 (41.25)	0.00	0.00
40-02-5219 CONSTRUCTION	0.00	0.00	1,214,838.00 (1,214,838.00)	0.00	0.00
40-02-5299 Other Expenses	0.00	0.00	5,041.50 (5,041.50)	0.00	0.00
TOTAL CONTRACTUAL SERVICES	0.00	0.00	(1,219,920.75) (1,219,920.75)	0.00	0.00
TOTAL WALNUT CREEK SEWER LINE	0.00	0.00	(1,219,920.75) (1,219,920.75)	0.00	0.00
TOWN CROSSING						
=====						
CONTRACTUAL SERVICES						
40-03-5213 Legal Services	0.00	0.00	288.75 (288.75)	0.00	19,781.87
TOTAL CONTRACTUAL SERVICES	0.00	0.00	(288.75) (288.75)	0.00	19,781.87
TOTAL TOWN CROSSING	0.00	0.00	(288.75) (288.75)	0.00	19,781.87
DEBT						
=====						
DEBT SERVICE						
40-04-5501 Principal	0.00	125,000.00	125,000.00 (125,000.00)	0.00	0.00
40-04-5551 Interest	0.00	78,028.16	78,028.16 (78,028.16)	0.00	0.00
40-04-5591 Fees	0.00	11,990.19	11,990.19 (11,990.19)	0.00	0.00
TOTAL DEBT SERVICE	0.00	215,018.35	(215,018.35) (215,018.35)	0.00	0.00
TOTAL DEBT	0.00	215,018.35	(215,018.35) (215,018.35)	0.00	0.00
TOTAL TIF IMPROVEMENTS	0.00	215,018.35	(1,435,227.85) (1,435,227.85)	0.00	1,528,595.87
=====						
FUND TOTAL EXPENDITURES	0.00	242,075.85	(2,693,980.63) (2,693,980.63)	0.00	2,473,351.94
=====						

CITY OF BENBROOK
FINANCIAL STATEMENT
AS OF: SEPTEMBER 30TH, 2006

05 -SPECIAL ASSESSMENT FUND
FINANCIAL SUMMARY
DEPARTMENT EXPENSE SUMMARY

	CURRENT BUDGET	CURRENT PERIOD	YEAR-TO-DATE REV./EXP.	BUDGET BALANCE	PERCENT RECEIVED	PRIOR YEAR YEAR-TO-DATE
MISC						
MISC EXPENSES	0.00	0.00	31,203.41 (31,203.41)	0.00	0.00
TOTAL MISC	0.00	0.00 (31,203.41) (31,203.41)	0.00	0.00
TOTAL EXPENDITURES	0.00	0.00 (31,203.41) (31,203.41)	0.00	0.00
REVENUE (OVER/ (UNDER) EXPENDITURES	0.00	600.00	8,249.72 (8,249.72)	0.00	82,286.00

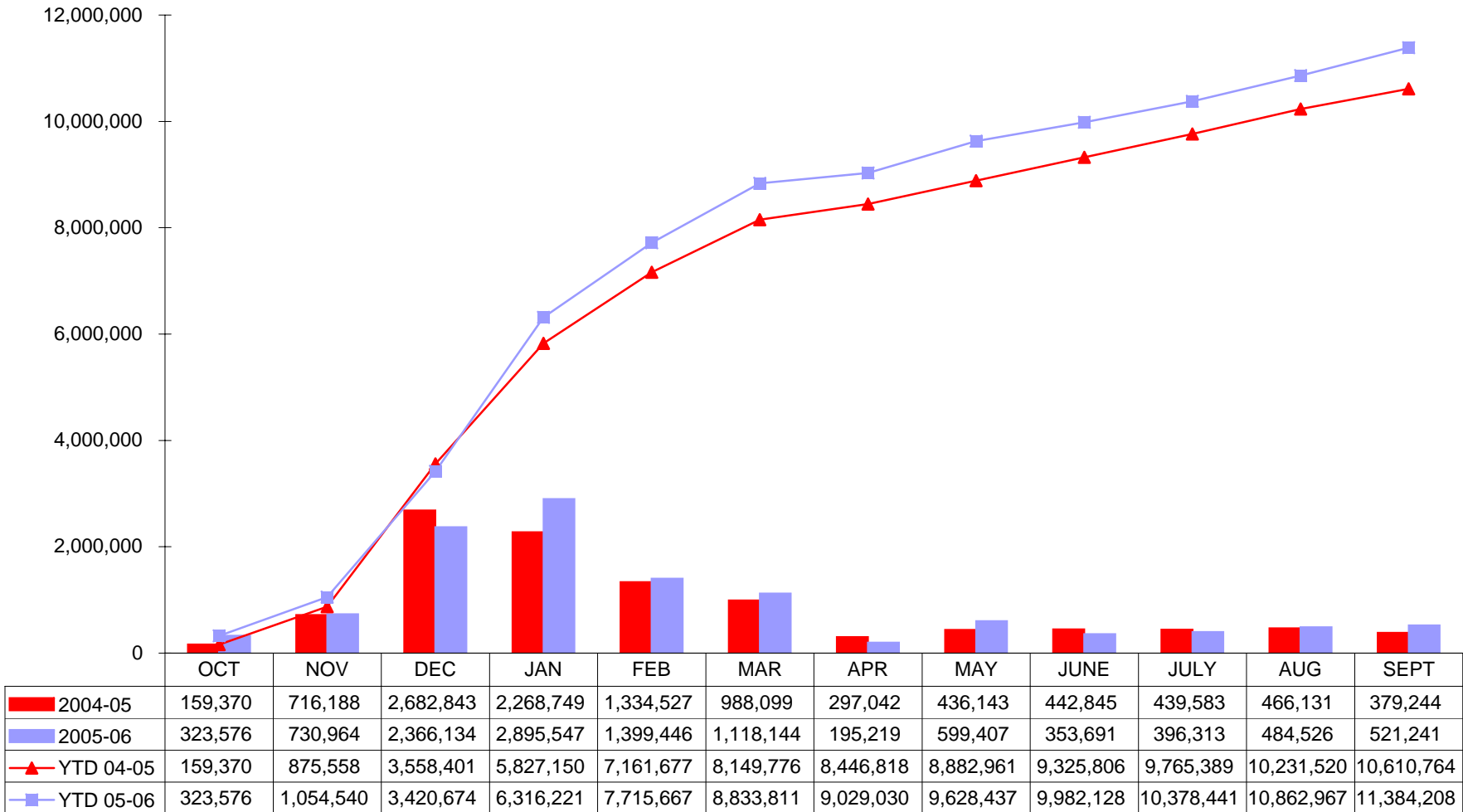
CITY OF BENBROOK
FINANCIAL STATEMENT
AS OF: SEPTEMBER 30TH, 2006

05 -SPECIAL ASSESSMENT FUND
DEPARTMENT - MISC
EXPENDITURES

	CURRENT BUDGET	CURRENT PERIOD	YEAR-TO-DATE EXPENSE	BUDGET BALANCE	PERCENT RECEIVED	PRIOR YEAR YEAR-TO-DATE
MISC EXPENSES =====						
CONTRACTUAL SERVICES						
10-01-5219 Other Prof Svcs	0.00	0.00	31,203.41 (31,203.41)	0.00	0.00
TOTAL CONTRACTUAL SERVICES	0.00	0.00 (31,203.41) (31,203.41)	0.00	0.00
TOTAL MISC EXPENSES	0.00	0.00 (31,203.41) (31,203.41)	0.00	0.00
TOTAL MISC	0.00	0.00 (31,203.41) (31,203.41)	0.00	0.00
	=====	=====	=====	=====	=====	=====
FUND TOTAL EXPENDITURES	0.00	0.00 (31,203.41) (31,203.41)	0.00	0.00
	=====	=====	=====	=====	=====	=====

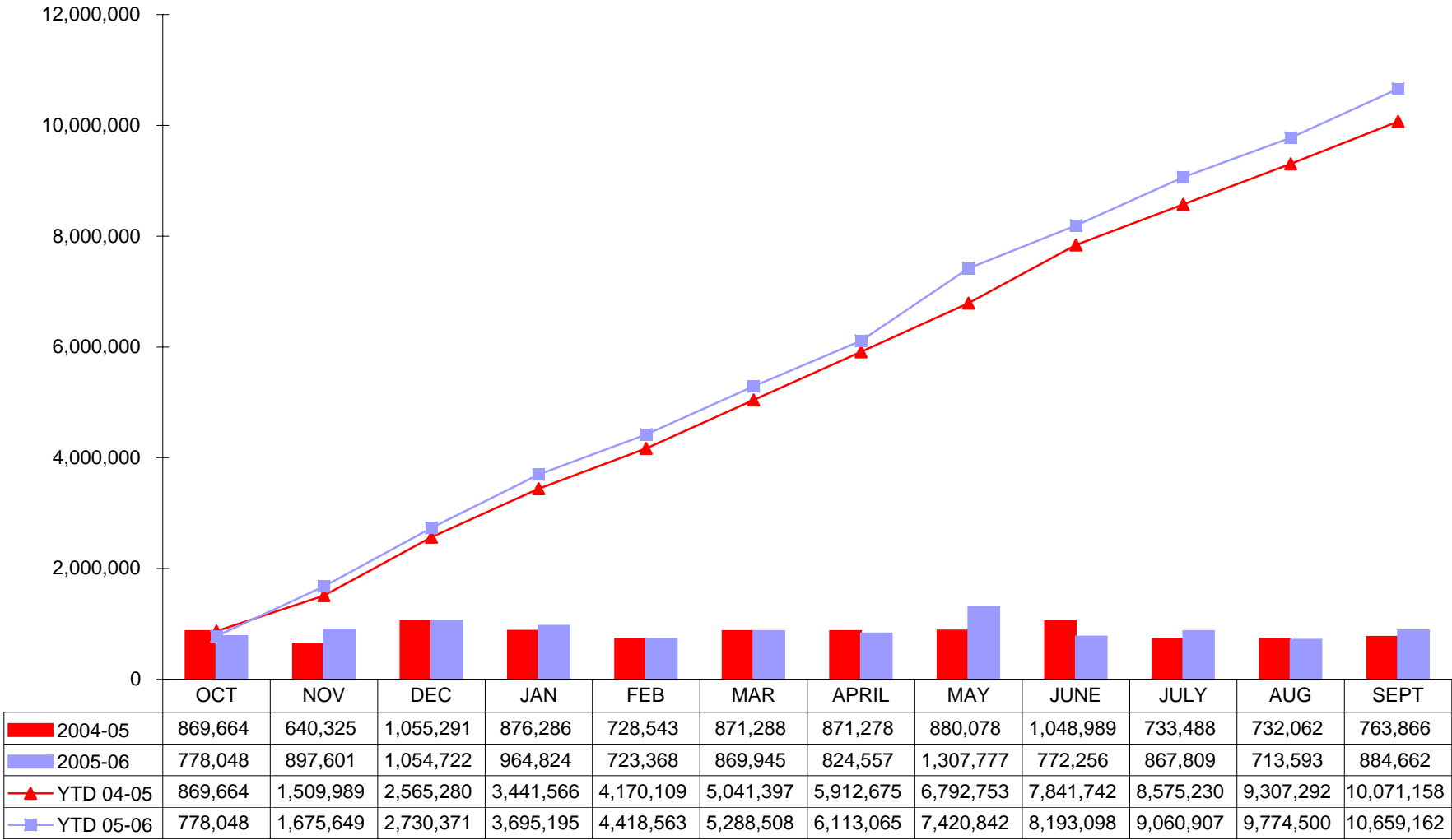
*** END OF REPORT ***

Revenue Trend Comparison



2004-05 2005-06 YTD 04-05 YTD 05-06

Expenditure Trend Comparison



2004-05 2005-06 YTD 04-05 YTD 05-06



City of Benbrook

CITY COUNCIL COMMUNICATION

DATE: 11/16/06	REFERENCE NUMBER: G-1667	SUBJECT: Financial Report for Month Ending October 31, 2006	PAGE: 1 of 1
-------------------	-----------------------------	--	-----------------

Attached for City Council's information and consideration is the monthly financial report for October 2006.

GENERAL FUND REVENUES

Revenues for the month of October totaled \$344,822. The major source of revenue came from Property Taxes (\$170,645).

GENERAL FUND EXPENDITURES

October expenditures totaled \$905,647. At October 31, expenditures exceeded revenues by \$580,825.

EDC REPORT

EDC revenues were \$9,440 while expenditures were \$47,729.

INVESTMENTS

Investments were \$9,594,424 at October 31, 2006. This entire amount is available immediately if needed.

RECOMMENDATION

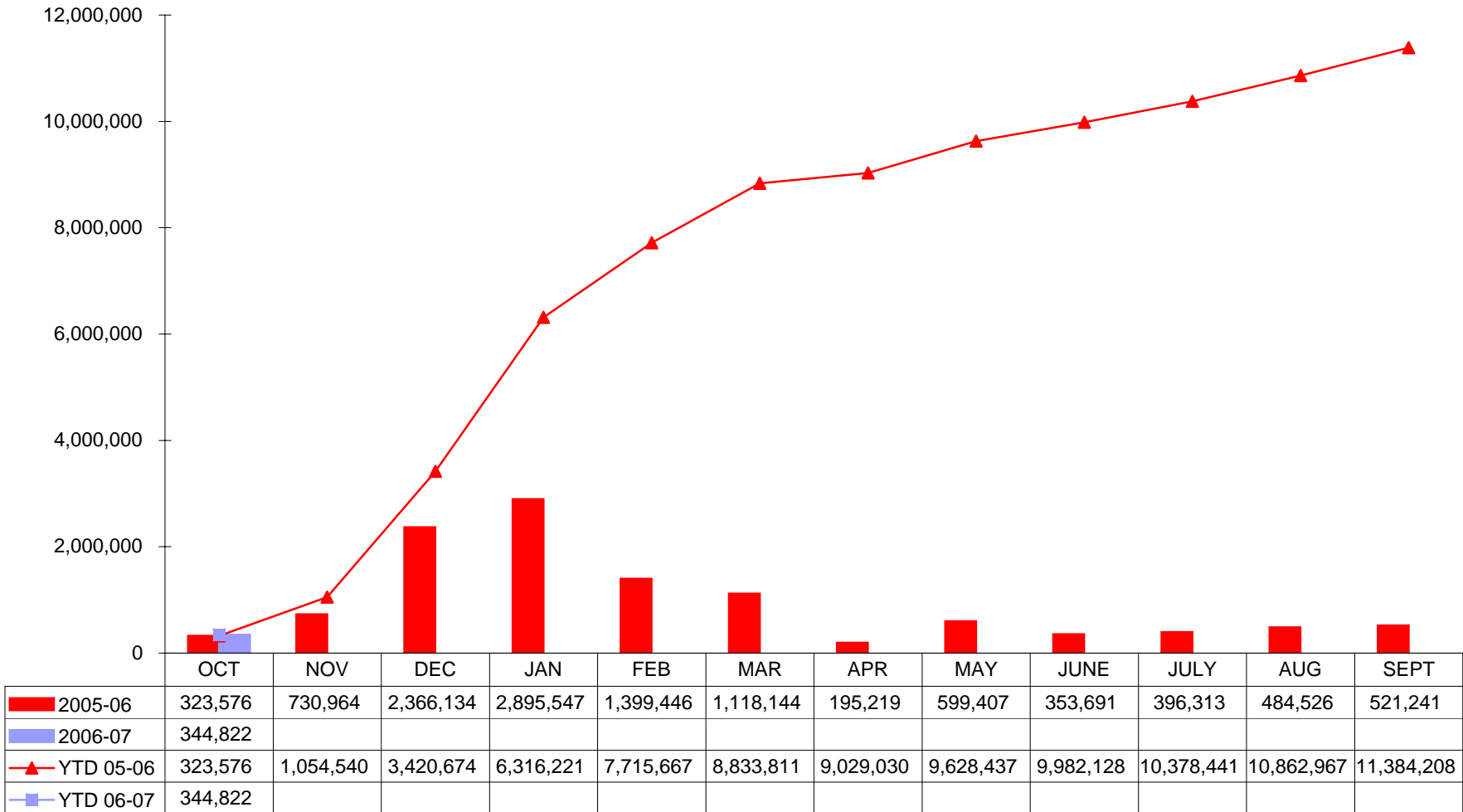
Staff recommends that City Council accept the monthly financial report for the month of October, 2006.

SUBMITTED BY:	DISPOSITION BY COUNCIL: <input type="checkbox"/> APPROVED <input type="checkbox"/> OTHER (DESCRIBE)	PROCESSED BY: CITY SECRETARY
CITY MANAGER		DATE:

CITY OF BENBROOK, TEXAS
 FINANCIAL REPORT - GENERAL FUND
 October, 2006

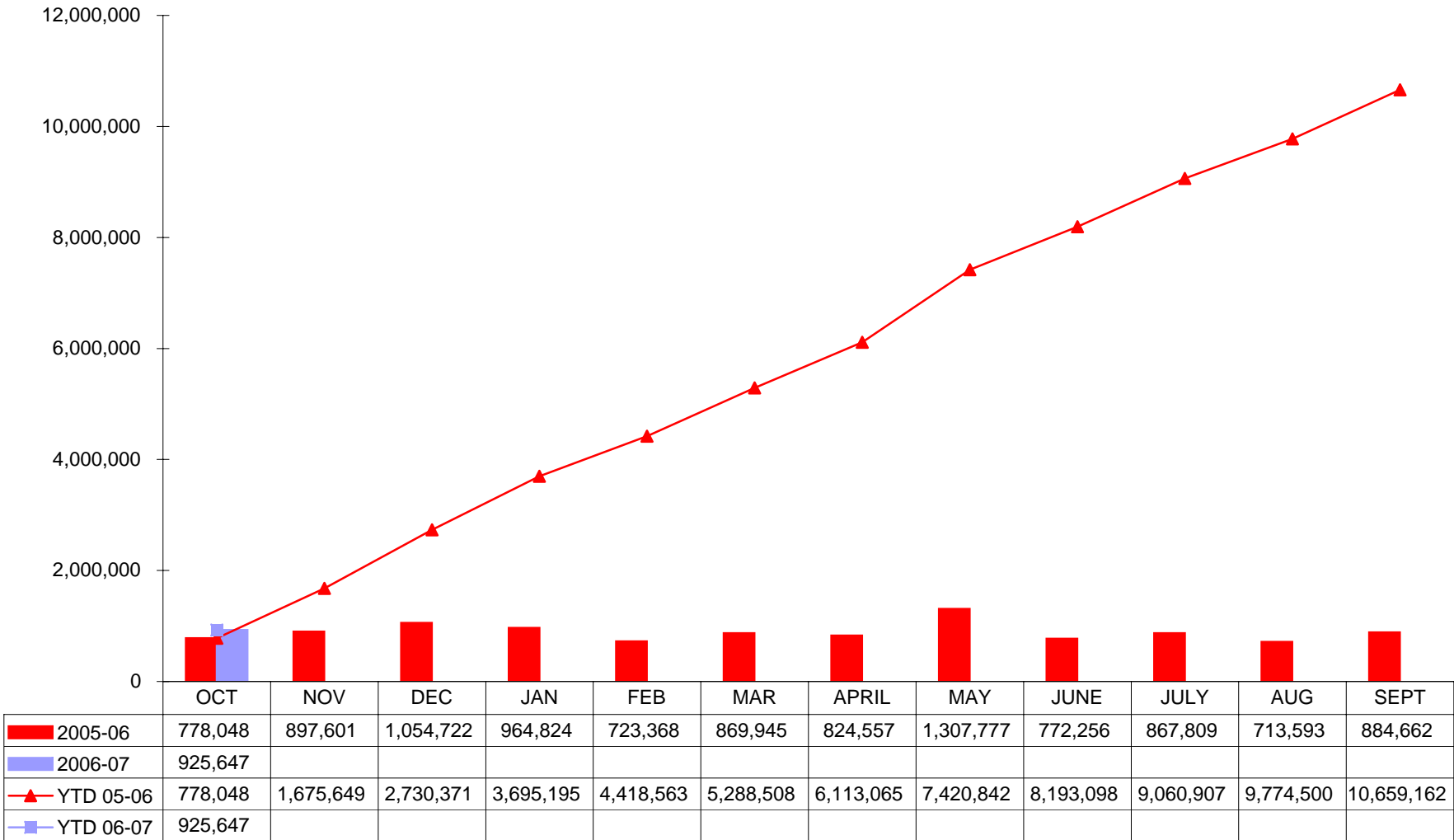
	CURRENT YEAR ANNUAL BUDGET				PRIOR YEAR COMPARISON		
	ANNUAL BUDGET	CURRENT MONTH REV/EXP	YEAR-TO-DATE REV/EXP	VARIANCE PLUS (MINUS)	PERCENT COLLECTED	YEAR-TO-DATE REV/EXP	VARIANCE PLUS (MINUS)
REVENUE ACCOUNTS							
Ad Valorem Taxes	7,217,578	170,645	170,645	(7,046,933)	2.36%	158,344	12,301
Franchise Taxes	1,310,000	17,984	17,984	(1,292,016)	1.37%	42,348	(24,364)
Sales & Other Taxes	1,551,715	1,088	1,088	(1,550,627)	0.07%	1,128	(40)
TOTAL TAXES	10,079,293	189,717	189,717	(9,889,576)	1.88%	201,820	(12,103)
Licenses	56,800	3,423	3,423	(53,377)	6.03%	4,012	(589)
Permits & Filing Fees	483,900	20,296	20,296	(463,604)	4.19%	34,507	(14,211)
LICENSES PERMITS & FEES	540,700	23,719	23,719	(516,981)	4.39%	38,519	(14,800)
FINES & FORFEITURES	350,000	24,269	24,269	(325,731)	6.93%	17,626	6,643
USE OF MONEY & PROPERTY	299,000	4,819	4,819	(294,181)	1.61%	6,246	(1,427)
REV FROM OTHER AGENCIES	205,782	58,315	58,315	(147,467)	28.34%	16,430	41,885
Citizen Services	414,500	40,243	40,243	(374,257)	9.71%	34,835	5,408
Recreation Services	45,775	1,776	1,776	(43,999)	3.88%	1,792	(16)
Sale of Goods	34,200	1,972	1,972	(32,228)	5.77%	2,653	(681)
SERVICE CHARGES	494,475	43,991	43,991	(450,484)	8.90%	39,280	4,711
OTHER REVENUES	58,800	(8)	(8)	(58,808)	-0.01%	3,655	(3,663)
TOTAL REVENUES	12,028,050	344,822	344,822	(11,683,228)	2.87%	323,576	21,246
EXPENDITURE ACCOUNTS							
City Council	22,400	3,596	3,596	18,804	16.05%	3,405	191
City Manager	305,925	23,806	23,806	282,119	7.78%	19,667	4,139
City Secretary	250,268	18,011	18,011	232,257	7.20%	14,588	3,423
Non-Departmental	735,570	71,260	71,260	664,310	9.69%	73,026	(1,766)
GENERAL GOVERNMENT	1,314,163	116,673	116,673	1,197,490	8.88%	110,686	5,987
Finance	364,833	29,028	29,028	335,805	7.96%	20,295	8,733
Information Services	117,671	6,950	6,950	110,721	5.91%	5,691	1,259
Personal Services	18,950	1,366	1,366	17,584	7.21%	1,693	(327)
Budget & Research	128,196	12,869	12,869	115,327	10.04%	8,673	4,196
STAFF SERVICES	629,650	50,213	50,213	579,437	7.97%	36,352	13,861
Police	4,578,047	339,564	339,564	4,238,483	7.42%	311,705	27,859
Fire & Ambulance	1,759,175	142,279	142,279	1,616,896	8.09%	119,650	22,629
Municipal Court	163,265	14,700	14,700	148,565	9.00%	12,202	2,498
PUBLIC SAFETY	6,500,487	496,543	496,543	6,003,944	7.64%	443,557	52,986
Community Services	168,366	13,676	13,676	154,690	8.12%	11,687	(1,989)
Streets	1,255,885	77,460	77,460	1,178,425	6.17%	46,664	(30,796)
Parks & Recreation	642,824	39,520	39,520	603,304	6.15%	35,563	(3,957)
Support Services	402,754	31,571	31,571	371,183	7.84%	30,713	(858)
COMMUNITY SERVICES	2,469,829	162,227	162,227	2,307,602	6.57%	124,627	(37,600)
Community Development	525,022	35,146	35,146	489,876	6.69%	11,932	(23,214)
Planning & Zoning	191,784	17,829	17,829	173,955	9.30%	13,369	(4,460)
City Inspection	314,354	26,602	26,602	287,752	8.46%	21,018	
Engineering Services	82,761	0	0	82,761	0.00%	0	0
COMMUNITY DEVELOPMENT	1,113,921	79,577	79,577	1,034,344	7.14%	46,319	(27,674)
TOTAL GENERAL FUND	12,028,050	905,233	905,233	13,071,952	7.53%	761,541	7,560
EDC	0	18,984	18,984	(18,984)	0.00%	15,173	(3,811)
Library	0	1,430	1,430	(1,430)	0.00%	1,334	(96)
TOTAL EXPENDITURES	12,028,050	925,647	925,647	13,051,538	7.70%	778,048	3,653
ENDING BALANCE	0	(580,825)	(580,825)	580,825		(454,472)	17,593

Revenue Trend Comparison



■ 2005-06
 ■ 2006-07
 ▲ YTD 05-06
 ■ YTD 06-07

Expenditure Trend Comparison



■ 2005-06
 ■ 2006-07
 ▲ YTD 05-06
 ■ YTD 06-07



City of Benbrook

CITY COUNCIL COMMUNICATION

DATE: 11/16/06	REFERENCE NUMBER: G-1668	SUBJECT: Quarterly Hotel/Motel Tax Report	PAGE: 1 of 1
-------------------	--------------------------------	--	-----------------

Attached for City Council's information and consideration is the quarterly HMT report for the period ending September 30, 2006. This report concludes expenditures and reimbursement requests for fiscal year 2005-06.

REVENUES

Total collections amounted to \$32,591.49. Bed tax made up \$30,782.27 of this amount and interest provide \$1,809.22.

VSA

Very Special Artist group, an affiliate of Benbrook Sister Cities, submitted \$856 for reimbursement for VSA related expenses.

BENBROOK CHAMBER

The Chamber submitted \$12,112 in expenses. These expenses included visitor center salary of \$8,008.14, overhead charges of \$1,500 and other promotional costs totaling \$2603.86.

RECOMMENDATION

Staff recommends that City Council approve the quarterly HMT report and authorize the Comptroller to make the requested reimbursement of \$856 to Very Special Artist group and \$12,112 to the Benbrook Chamber.

SUBMITTED BY:	DISPOSITION BY COUNCIL: <input type="checkbox"/> APPROVED <input type="checkbox"/> OTHER (DESCRIBE)	PROCESSED BY:
CITY MANAGER		CITY SECRETARY
		DATE:

**City of Benbrook, Texas
Hotel/Motel Tax Quarterly Report
September 30, 2006**

Opening Balance - July 1, 2006 **\$224,380.36**

Revenue:	<u>Actual</u>	
Motel 6	15,103.47	
Benbrook Inn & Sites	2,028.80	
Best Western	13,650.00	
Interest Income	1,809.22	
TOTAL REVENUES		32,591.49

Expenditures:	<u>Budget</u> <u>Balance</u>	<u>Actual</u>	
Motel 6	0.00	0.00	
BSCI - VSA	946.99	856.00	
BACC - Visit Center Staff	11,937.14	8,008.14	
BACC - Shared Overhead	1,500.00	1,500.00	
BACC - All Other	4,031.93	2,603.86	
Benbrook Promotional Fund	0.00	0.00	
TOTAL AWARDED TO DATE	<u>18,416.06</u>	<u>12,968.00</u>	

12,968.00

Ending Balance - September 30, 2006 **\$244,003.85**

Copies of all pages of individual receipts are available upon request.



City of Benbrook

CITY COUNCIL COMMUNICATION

DATE: 11/16/06	REFERENCE NUMBER: C-224	SUBJECT: Approve Contract with Palmer Price, Inc. for Consulting Services for Stormwater Utility	PAGE: 1 of 1
-------------------	-------------------------------	--	-----------------

As part of the 2006-2007 Budget, the City Council approved \$120,000 for consulting services to prepare for the implementation of a storm water utility fee. The storm water utility fee will assess each property owner a monthly fee for use in drainage projects based on the amount of impervious area (and therefore runoff generated) on each lot. This will allow a dedicated stream of funds for use in drainage construction and maintenance and will allow us to remove funds for these purposes from the General Fund and Debt Service fund, allowing us to lower property taxes proportionately.

The consultant, Palmer Price, Inc., has submitted a draft contract for consideration (see attached.) The contract is a cost plus expenses contract with a not-to-exceed limit of \$122,000. Although this exceeds the budgeted amount by \$2,000, staff believes that we can achieve some cost savings that will keep the total amount billed below \$120,000.

The staff has already begun work on the project by reviewing and correcting street names, calculating impervious areas on the GIS system, developing land use coverage for each lot, and working with the Benbrook Water Authority on modifications to the billing system.

RECOMMENDATION

Staff recommends that the City Council approve the contract with Palmer Price, Inc. with a not-to-exceed fee of \$122,000.

SUBMITTED BY:	DISPOSITION BY COUNCIL: <input type="checkbox"/> APPROVED <input type="checkbox"/> OTHER (DESCRIBE)	PROCESSED BY: CITY SECRETARY
CITY MANAGER		DATE:



City of Benbrook

CITY COUNCIL COMMUNICATION

DATE: 11/16/06	REFERENCE NUMBER: P-252	SUBJECT: Purchase Police Vehicles	PAGE: 1 of 1
-------------------	----------------------------	--------------------------------------	-----------------

HISTORY

For the 2006/2007 Budget, City Council approved \$100,000 for the purchase of four (4) 2007 police package patrol vehicles.

BIDS RECEIVED

Through cooperative purchasing programs, the City received bids from Tarrant County Cooperative Joint Venture, Buyboard, and Houston-Galveston Council of Governments. The bids include the cost of a 3-year/75,000 mile premium care extended warranty (normally purchased for the new police vehicles) and all purchasing fees.

Four (4) Units - 2007 Police Package Vehicles (Crown Victoria)

	<u>Cost/Unit</u>	<u>Total</u>
Tarrant County Cooperative Joint Venture	\$23,872	\$95,488
Buyboard	\$24,907	\$99,628
Houston/Galveston Council of Governments	\$25,057	\$100,228

BID ANALYSIS

Tarrant County Cooperative Joint Venture provided the lowest bid for the vehicles and is \$4,512 below budget.

RECOMMENDATION

Staff recommends that the City Council approve the purchase of four (4) 2007 police package vehicles from the low bidder, Tarrant County Cooperative Joint Venture, in the total amount of \$95,488 to be charged to account number 01-31-03-5433.

SUBMITTED BY:	DISPOSITION BY COUNCIL: <input type="checkbox"/> APPROVED <input type="checkbox"/> OTHER (DESCRIBE)	PROCESSED BY: CITY SECRETARY
CITY MANAGER		DATE: